

The background of the entire page is a composite image. The lower half shows a person on a horse, silhouetted against a bright, orange and yellow sunset or sunrise sky. The horse is facing right. The upper half of the image transitions into a dark blue night sky filled with stars and a prominent, bright, glowing nebula or galaxy structure. The text is overlaid on this background.

IMAGINE

MAGIZINE

Your Dream Convention

MAGIC TEXAS

**The Largest Combined Magic
Convention in History**

NEW MAGIC ACADEMY

Membership

Has Its Benefits

- ➔ **Unlimited access to lectures from some of the best magicians in the World** so you can listen and re-listen to lectures over and over to squeeze out all the magical goodness from each and every lecture and that means if you miss the live lecture you can easily get a replay.
- ➔ **A growing library of magic books on a wide variety of topics** which lets you have access to thousands of magic tricks and routines from some of the greatest magicians of all time which means your magical education continues between lectures
- ➔ **Develop relationship with other magicians from around the world** which lets you gain unique perspective and thoughts you would not otherwise have access to and that means you can offer something to your audiences no one else in your community can.
- ➔ **Access to special members only events ... participate in member only lectures, jam sessions, clinics and master classes ...** your magical skills improve as you interact with others dedicated to making the world magical
- ➔ **Members only video magical training** As the library increases many of the tips and tricks are reproduced in video format so you can you are not limited to only one style of learning.

**Join Today And Start Enjoying Your
Membership TODAY**

NewMagicAcademy.com/join

TABLE

From the Library

Face Up

Little Jimmy and the Soap
The Japanese Thumb Tie

Magic Theory

Tom Crone

Coming Lectures

VIP Event

Editor's Note

Looking Ahead

Feature Article

Dal Sanders and Magic Texas

Business of Show Business

Mastering The Art of OS2

On Stage

Difference between Good
and Great

Special Event

Hypnosis Show with
Mark Miertschin

CONTENTS

Face Up Face Up

This is an interesting double revelation from the book Let's Pretend by Wilfrid Johnson. The entire book with additional techniques and effects can be found in the New Magic Academy Library available to VIP members.

**Click Button
For Audio**

You may remember that a year or two ago someone discovered that if a card was placed in the centre of the pack face up it could always be brought to the top by simply making the Charlier pass. If the pack is held lightly in the position for the pass it will break at the reversed card when you raise the ball of the thumb. The thing was quite popular for a month or so and then forgotten. Here is a nice little trick with it.

You require a small scribbling pad which should be in your hip pocket. Borrow a pack of cards and give them a riffle shuffle, noting the card that falls to the bottom. Palm this card by the side steal and hand the pack back, saying "Perhaps it would be better if you shuffled them."

Take the scribbling pad from your hip pocket and leave the palmed card behind. Write the name of this card (let's pretend it is the nine of clubs) on the scribbling pad, tear off the sheet, fold it, and drop it on the table.

LET'S PRETEND

WILFRID
JONSON



Now take the pack and, holding it behind your back, have a card selected. When the card has been noted rest the pack on your open left hand, still behind your back, and ask the chooser to cut the pack, replace his card face up, replace the cut, and square up the pack.

You now turn to face your audience, still keeping the cards behind your back and quickly do three things. You take the nine of clubs from your hip pocket and place it face up on the top of the pack. You make the Charlier pass, which brings the selected card to the top of the pack and takes the nine of clubs to the centre. You take the top card, the selected one, and place it in your hip pocket. While you do this you call attention to the “fact”

that the cards being behind your back it is impossible for you to know even what part of the pack the card is in.

Bring forward the pack and say, “ Let’s see where it is.” Spread the pack, face up, in a ribbon on the table so that the back of the reversed card shows in about the centre of the row of cards. Remark, “ Now you know what that card is. What is it?” The chooser names his card. (Let’s pretend it is the king of diamonds.) Ask him to read what you wrote on the piece of paper. He reads “ The nine of clubs.” Raise one end of the ribbon of cards and turn the whole lot neatly over so that all are faces down except THE NINE OF CLUBS.

Then take the king of diamonds from your pocket.

Little Jimmy and the Soap

This is a good trick for children. This comes from “The L. W. Mysteries For Children” by William Larsen and T. Page Wright. This book can be found in the New Magic Academy Library available to VIP members.

**Click Button
For Audio**



ONCE knew a little boy named Jimmy, who—impossible as it may seem—didn't like to wash his hands, and didn't like to wash his face, and didn't even like to wash behind his ears!”

While speaking, the magician has stepped to the chair on his left and from the seat of it taken a thin frame containing clear glass. There is no back to the frame, it being quite transparent. Then a piece of cardboard large enough to cover the face of the frame is placed in front of it, and it is leaned against the back of the chair.

“One day his mother gave him a cake of soap, and to make sure that he would wash she told him that he couldn't go and play with the neighbor children until he had used that cake of soap all up. So he took it with him, and pretty soon he came back to his mother and said: 'Mother, I've used the cake of soap all up'!”

A small cake of soap is shown during this patter; it vanishes from the hands, which are shown empty.

“His mother was quite pleased, and she told him that he could go out and play with the neighbor children. That is, she was quite pleased until all the store keepers of down town began calling up and complaining because when they went to open their stores that day, all the windows were like this!”

The glass frame is picked up from the chair seat. Across the surface of the glass, apparently with soap, has been written the name LITTLE JIMMY!

For this feat we require an ordinary wooden picture frame, rather narrow, and a couple of sheets of glass. One of these just fits into the frame, and is permanently fixed therein, with glue. The other glass is a shade smaller, either way; this forms a loose flap which can be placed in the frame behind the glass permanently fixed therein. It is upon this loose piece of glass that the name LITTLE JIMMY is written; not with soap—which would not be sufficiently visible—but with white paint, which resembles writing with soap closely enough for all practical purposes. When this glass is held behind

the other in the frame, it is impossible to tell at a distance of a foot or two that the writing is not upon the surface of the front glass. Besides the name, the glass may be further decorated with a little figure in the corner, or otherwise to suit the taste of the individual.

The piece of cardboard used is slightly larger each way than the diameter of the frame. It is fairly flexible, and of a dark color, preferably black, so that at the finale it may be held behind the frame to provide a background for the white writing against which it will show clearly.

The chair used should have a padded seat; if not, a flat cushion should be placed upon the seat. The loose glass flap is laid upon this, writing side up, and then covered with the cardboard, upon which is placed the frame. The edge of the flap projects very slightly behind the cardboard so that the performer can see it.

When he starts his patter, he picks up the frame and shows it freely. It is then placed upon the cardboard just over the flap—this being the reason that the performer must be able to see the flapedge—and the front edge of the cardboard is grasped so that it may be and flap together and leans them against the back of the chair, resting on the seat, so that they will be in full view.

Continuing with his patter, the performer picks up the cake of soap from the seat of

the chair. This is the smallest size of wrapped soap cake; the size that is ordinarily found in hotels. It is held in the right hand and shown, then apparently transferred to the left, really being retained finger palmed in the right. The performer makes a half turn, so that his left side is to the audience, the closed left hand being extended. The right hand is naturally brought in close to the body, and the cake of soap disposed of into the lower left hand vest pocket, the move being completely hidden by the left arm. The now-empty right hand is brought out to the left, and taps the back of it gently, then both hands are opened together and shown empty.

With the left hand the performer now takes cardboard, frame and flap together from the chair seat. The mere action of picking them up presses the loose glass into position behind the other. The right hand shifts the cardboard to behind the frame, to form a background to bring out the writing. The climax is reached. Frame with flap is replaced on the chair seat, and the cardboard dropped flat over it, hiding it to eliminate danger from later inspection.

The Japanese Thumb Tie



This comes from How To Be A Handcuff King And Mystery Man. It contains a lot of escape tricks. The book can be found in the New Magic Academy Library.

**Click Button
For Audio**

This very popular trick was first performed by a Japanese troupe which created quite a sensation throughout America and Europe. The thumbs of the performer are crossed and, in this position, tied together with cords by a committee, one member usually being an assistant or confederate. The two sides of the cord are then brought together by another cord, which crosses at right angles to the first, and this cord is also tied. The ends of the cords are then tied together—an end of one to an end of the other. A cane is held perpendicularly, one hand at each end, by one of the committee. The tied hands of the performer are thrust at the cane, which passes between them, and the hands are shown at the other side of the cane, still tied. The same effect is produced with a bicycle rim, when thrown through the air and caught on the performer's arm or on the arm of one of the committee, who, interlocking his fingers, makes a ring of his arms. Two members of the committee, each with interlocked fingers, stand side by side. The performer first thrusts his hands around the arm of one man, then withdraws them and immediately repeats

the effect with the other man and finally withdraws his hands. Before and after each move the thumbs are submitted for examination and found to be securely tied. At the finish the assistant unties the cords.

Two cords are used. The first should be about seventeen inches long and a quarter of an inch in diameter at its center, tapering to points at both ends. The second about thirteen inches long, an eighth of an inch in diameter at its center, also tapering. To make them, cut any strong, coarse tissue paper, or better still Japanese rice tissue paper, the long way, into strips an inch wide. Beginning at one end, twist the paper at an angle, as in making an old-fashioned lamplighter. Each turn should lap over the former, half its width. When within three inches of the end of the first strip, take a fresh strip, moisten its end, lay it under the end of the former and break off the strip of paper, take a fresh strip and recommence twisting, but in the other direction, beginning at the end just finished and finishing at the other. Use

Open the Door To Profitably Sharing Your Magic



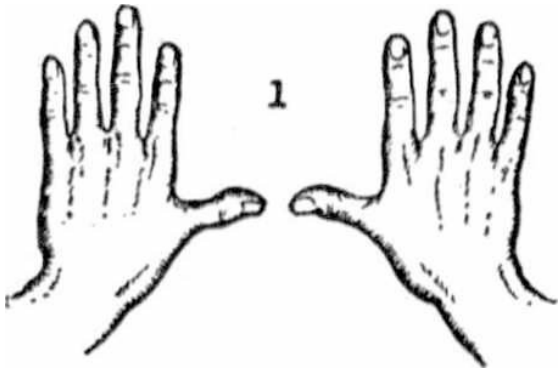
Do you have magic to share and don't know how? Maybe you think it will cost too much. Maybe you think others wouldn't appreciate it. There is nothing more rewarding than sharing the magic you love. Square Circle Productions opens doors for new and established magic creators and teachers

Book a free no risk consultation

Click Here

enough layers to secure the lengths and diameters as given above. When finished, the cords should be stiff and so strong that a strong man could not break them between his hands.

With all fingers pressed together, spread both thumbs away from the hands until they form the letter L with the line of the forefinger. Lay the right thumb across the left and at right angles to it as illustrated. The thumbs cross at their base—the large knuckle bone of the one lying directly over that of the other. The larger cord is laid, at its middle, directly over the point of juncture; both ends brought down, crossed under the thumbs, brought up again and tied in two knots on top of the right thumb.



Right here is where all the trick lies. Just as the tie is being made, pull the left thumb until its smallest diameter (midway between the points) reaches the cord, and pull down with the left hand. Push the right thumb so that its fleshy part goes as far into the cords as possible. Insist upon the tie being tightly made.

The second and smaller cord is laid at its middle, below the right and on top of the left thumb and against the first cord. Both ends are carried around the first cord, crossed, brought back and tied twice. When this is being done, reverse the pushing and pulling as above explained, pushing up the left and pulling out the right. Get all the slack on the left thumb—the right being pushed into the cord at its smallest diameter, the second cord being tied high up, as near the right thumb as possible and very tightly drawn. Remember, if this second knot is not tight It will give trouble later.

THE RELEASE

Bring the tips of all the fingers together. Carry the thumbs down into the palms. If the ties, as just described, have been correctly made, using the finger-tips as a hinge to mask the movement, there will be no difficulty in withdrawing the left thumb. The peculiar nature of the cord causes the loop from which the thumb has just been withdrawn to remain open and rigid, like wire, and if the last tie was tightly made, the second cord will not slip down to close the loop.. In approaching the cane, or the arms of the committee with the joined hands, touch the article to be passed with the fingertips and withdraw them, leaning backward three or four times.

As you draw back the last time before passing it, withdraw the left thumb from its loop, make a lunge forward and upward, open the finger-tips, pass the object, close the finger-tips, open the palms, push left thumb back In the loop, close the palms, strain on both thumbs and show the tie. In passing the cane, hoop or arm, press both thumbs well into the palms so that the tip will not strike in passing, bringing them up again in exhibiting their tied condition. Always exhibit the tie from the back of the hands and with the palms outspread before and after passing any object.

If there is any difficulty in drawing out or in replacing the left thumb in its loop, it is because the ties and positions have not been made in careful conformance with the above descriptions. Practice until the proper method is obtained will prove that it is a very easy as well as a very strong and effective trick.



Pre-Convention
SPECTACULAR

LANCE BURTON
MASTER MAGICIAN
& Friends

HOSTING THE 2024 FISM NORTH AMERICAN CHAMPIONSHIP OF MAGIC

TAOM - S A M
COMBINED
CONVENTION
DALLAS, TEXAS

Aug. 30 - Sept 2, 2024



MAGIC
Texas



For convention information and to register visit FISM-NACM.com or scan the QR Code.

CELEBRATING THE 100TH ANNIVERSARY OF THE DALLAS MAGIC CLUB - ASSEMBLY 13

**Click Button
For Audio**

NEW MAGIC ACADEMY

Member Events

**Next VIP Meeting
March 17**

The February VIP Member Event was on Paper Magic. Everyone who attended received an entire paper magic magic kit. Other paper tricks were shown. Like magically popping popcorn. Another trick shown was placing a handkerchief in a bag and making it disappear. The bag was then popped and shown completely empty.

The March VIP Meeting will be on rope magic. I will be showing the rope routine I have used in both corporate and children's shows. I will also be showing the award winning rope routine I created.

Mastering the Art of "OS²"! Others Oriented Success Solutions for Business Magic!

**MONEY/MAKING
MARKETING
MAGIC**

**Get More Business!
Make More Money!
Serve More People!**

Not Necessarily in THAT Order...

Dean Hankey



Mastering the Art of "OS²"! Others
Oriented Success Solutions For Business
Magic!

In business & networking, the M4 (Money Making Marketing Magic) Principle for Success: "Be More INTERESTED than Interesting" stands as a guiding principle, embodying the essence of 'Others Oriented Success Solutions', or "OS²."

The key to networking success lies not in the forceful exchange of business cards but in a genuine focus on the wants, needs, desires, and deserved interests of those you aim to serve. - While some may adopt the ol' slimy "Card Shark" approach, aggressively thrusting their calling cards onto others, a more effective strategy involves patience and a genuine interest in the people you meet.

The Mantra Is Clear: Don't Be a "Card Shark"! - Stop Forcing Your Calling Card On Others... It's Slimy! ~ Instead, Focus On Their Wants, Needs, Desires and Deserved Interests & Outcomes of Those You Aim To SERVE!

Understand Me Correctly; I am fairly liberal with my "Business Cards" though I never force my cards on anyone, but 99.9% of the time I never even pull them out UNTIL one is 'asked for'... (or BEGGED FOR! Which Is Mostly The Case!)

Dean Hankey



**Click Button
For Audio**

Look... HERE is the REAL 'Money Making Marketing Magic' You NEED To Know: The Very BEST, Most Perfect Business Card On The Planet Is...

THEIR CARD!

Yep, THEIR CARD ...no matter how coool we think our card is! (...and mine ARE Super COOL!)

The underlying philosophy is simple: the real connection happens when you get their card. This unique perspective ensures that you do NOT have to 'wait' for THEM to follow up (which most rarely do!) and allows (Even Guarantees that) YOU now have the control of your success and future and the ability to reach back out with your 'Other's Oriented', personalized approach and serve them with gifts, tools, and resources tailored to SERVE their specific needs and interests.

YES, It may be a departure from the conventional practice of just handing out business cards as you can, HOPING for a callback/connection, but the true Money Making Marketing Magician would never let others control their success! PLUS in this busy, over distracted world, YOU ARE Doing THEM A Favor by NOT leaving it for them to have to do! - Win! WIN!

Look, promising something of real value based on genuine interactions before exchanging cards creates anticipation and potential excitement. (Instead of the usual 'annoying "interruption marketing" we've all been taught.) This dynamic ensures that the interaction is not just a fleeting exchange but the beginning of a mutually beneficial relationship. ~ Woo Hoo!

The VIP Method is the guiding principle to "SERVE Your Way To Success." - This involves a three-step process: First, add VALUE to your interactions; then, generate IMPACT through those interactions, leading to emotional, relational, and financial PROFIT for all parties involved. ~ Ez-Pz!

The Money Making Marketing Magic in networking lies in being Others-Oriented, where Genuine Interest and patience take precedence over self-promotion alone. - By following this simple VIP Method, you can create meaningful connections, foster mutually beneficial relationships, and pave the way for success in business networking and beyond.

So, the next time you reach for your business card, remember, the real magic happens when you put others first and SERVE Your Way To VIP Success!

That's It! That's IT For This VIP, 'Care-Is-Magic', Money Making Marketing Magic perspective this month! ~ Take ACTION, Serve Others And Enjoy!

Please Let me know how I CAN Serve You with YOUR 'Care-Is-Magic', Money Making Marketing MAGIC For Your Success By SERVING The People YOU Aim To Serve with YOUR 'Care-Is-Magic' Success Solutions!

Hey, WANT Some Free Gifts, Tools, Resources To Help YOU Grow Your 'Care-Is-Magic' Business Success:
<http://MoneyMakingMarketingMagic.com>

Dean Hankey, The DEAN of Success!

VIP, 'Care-Is-Magic' Marketing Magician & People Pro!

Let's Connect: <http://ContactDean.com>

Magic Texas

That Magic Thing in Texas Interview with Dal Sanders

Click Button
For Audio

Imagine: Tell us about your magic background.

Dal Sanders: I got interested in magic as a kid. In college, I got into radio. The station sent me off on live remotes. I had to do something to entertain people at these remotes. I remembered magic. I got more and more remotes and landed some restaurant gigs. One day, I realized I could make more money doing magic than I could spinning records. So I started doing magic full time.

Imagine: When did you come to Dallas?

Dal Sanders: I came to Dallas in 1981. I'd been touring for three years. So I hit the ground running. This upset the magic club. Why is he getting all these gigs? A young lady, Lisa Mina, stood up to all the old guys and said, Hey, get to know him. He's got a good act. I didn't find out she had done that till years later. So a random act of kindness got me to where the Dallas Magic Club accepted me.



Imagine: You went from almost being a pariah, to President.

Dal Sanders: I love our little club. We have such a great history. I got to share a brief history of the Dallas Magic Club in the January MUM. Walter Blaney was a member of our club. Bev Bergeron was a member. Mark Wilson was a member.

We were the first club in Texas. We are assembly number 13 of the Society of American Magicians. We were chartered October 24, 1924. Harry Houdini delivered our charter. Harry Blackstone senior came through town all the time and always stopped by the club. I've got the sign-in books from those days. Every time he would sign-in, he would do a self caricature. Harland Tarbell was a regular visitor. Thurston loved the Dallas magic club. Harry Houdini delivered our charter. After he died, Bes would still visit from time to time. It's an amazing history.

Imagine: You were also president of SAM. How did that happen?

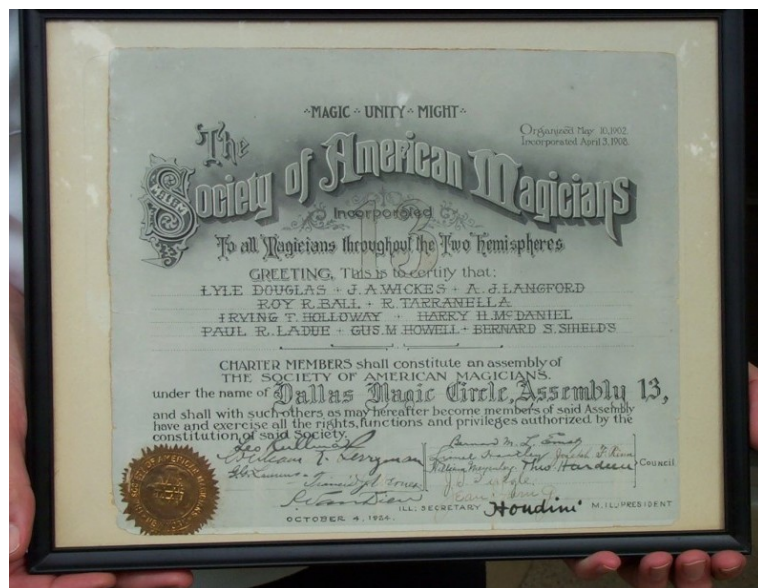
Dal Sanders: I was president 2013 through 2014. Kent Cummings, was the RVP for the SAM. And he got busy doing other things. He asked me if I'd like to step in and finish out his year. I was RVP for two years. I'm friends with a lot of performers. During the SAM convention in Buffalo, I was hanging out with, Gay and Harry Blackstone, Losander and, several other people. The SAM people thought he's just a RVP. How does he know these people from Hollywood? That got their attention. Then they came to a TAOM. The show started late, and I was wandering around talking to people. They thought he knows everybody. So they asked me if I'd like to run through the chairs.

The reason I got involved with the SAM is because during Katrina I did a lot of fundraisers. The SAM helped people get back on their feet. That was a big deal for me. SAM gave back to the community, not just SAM members. If the SAM was going to do that, then I wanted to be involved with them.

Imagine: This year is the Dallas Magic Club's 100 years old anniversary.

Dal Sanders: A lot of the older charters had been lost, stolen, or damaged. Ours is in the same frame they put it in in 1924.

They wanted to have 13 as their assembly number. They liked the fact that it was a mystical number. I've got the telegrams back and forth from the National Council to Harry McDaniel. Harry kept great scrapbooks. He kept





FISM NA™
FISM NORTH AMERICA

the sign-in books. He was involved with the club through the late 50s, or early 60s. His Son called me and asked if I could come look at some stuff. He had pictures of famous magicians from the 20s, 30s, 40s, and 50s. Everybody you can imagine. All these scrapbooks and books with the autographs of famous magicians in it. He said, If you promise to keep all this together and make it available to the Dallas Magic Club, it's yours. So I have the archives.

Imagine: Is the club associated with SAM or IBM?

Dal Sanders: We're a combined Club, SAM assembly 13 and IBM Ring 174

Imagine: How did you get involved with magic conventions.

Dal Sanders: When I lived in Shreveport. There was a convention in Dallas. I used to drive 12 hours, from

Shreveport to Atlanta to see Tom Mullica at the Tom Foolery. A three hour drive to Dallas for Texas Association Of Magicians was not a hard drive.

Right after I finished my run as SAM President, I realized we were 10 years away from having our 100th anniversary. We sponsored TAOM in 2013. So I knew that I wanted TAOM in Dallas for 2024. I started talking it up with the members.

Imagine: Running a Convention is a lot of work.

Dal Sanders: Yes, at first, it was just going to be TAOM. Brad Jacobs was the FISM representative for SAM. He asked me to shadow him. I was appointed as the future FISM representative. In 2020, Brad passed away and I became the SAM FISM representative.

The president of FISM North America called me one day before 2022 TAOM in Austin. She said, Dal, we forgot to pick a place for the first North American Convention in 2024. That rang a bell. That's the Dallas Magic Clubs 100th anniversary. I contacted IBM and the SAM. IBM was wanting to do their own pitch to host FISM in North America. SAM said, that sounds like a great idea. So we pitched it and won.

We initially called it the "TAOM/SAM combined convention, hosting, North American championships, and honoring

the Dallas Magic Club's 100th anniversary," which is a mouthful. Stan Allen suggested we find a nickname. He referred to it as "That magic thing in Texas." I don't want to be known as "That magic thing in Texas." Darrell Allen said, we owned MagicTexas.com. That's how we became Magic Texas.

Imagine: Is the Dallas Magic Club doing the heavy lifting or do you have help from the organizations?

Dal Sanders: It's a combined convention. I have brought in some of the best people from the SAM and TAOM to help us out. Mark Whitehouse is convention producer, Mike Miller, has been doing the talent for SAM and lots of other conventions including Abbott's for many years. He's one of the best show producers in all of magic. Even Stan Allen wants him to work with Magic Live. Dan Rodrigues, and Bill Ingram, are co-chairs for the dealer's room. Scott Wells is helping with promotion. He's started a new podcast 13 minutes to Magic Texas. 13 for assembly 13. Trixie Bond and my wife Cindy are doing special events. I think I've got the best team in the world. Darrell Allen is our treasurer. The club is carrying the bulk of the weight. But we have so many experts from outside our little club. We've got one of the best conventions in 2024. Every time I look at the lineup, my brain explodes.

Imagine: If someone wanted to put on a convention, what is something they should know.

Dal Sanders: You need people who are experienced and excellent at what they do. You need someone who's not satisfied doing things the way they've always been done. Who can think of something crazy, something no convention has ever done? When you come to Magic Texas, you're going to see things that have never been done before.

Stage magic belongs on a stage. Hotel ballroom stages are fine. But there's nothing like having a real theatrical experience. We're going to be at the UTA Texas Hall for our three gala shows. This stage is beautiful. Before they built the Fieldhouse for the basketball team the UTA team used to play on that stage. I saw the Harlem Globetrotters play on that stage. It's a huge stage.

Imagine: Everyone promises a different convention. But they're all the same.



Dal Sanders: You're not going to be able to go see everything at this convention. It's gonna be like Blackpool in that respect. You're gonna have to make choices.

Imagine: Who is paying the bill?

Dal Sanders: The Dallas Magic Club put up \$45,000 to get started. We also have sponsors lined up. Some of them are chipping in five grand. We even have a \$40,000 level. Hopefully, we'll be able to reimburse the Dallas Magic Club for their initial investments. We also got a few thousand from TAOM. SAM is involved too.












Imagine: With four organizations it ought to be a great convention.

Dal Sanders: Our lineup is just incredible. Its a FISM competition. We got a lot of FISM winners. We have four FISM Grand Prix winners. And we have first and second place in their category. The website is MagicTexas.com check out the schedule. You'll see great names.

If you want to be part of the competition. You have until June 15 to get your video in. This competition is going to be incredible. I've seen some of the acts. The acts are the type of things you would say, I want to see them.

Imagine: Where can people register for the convention?

Dal Sanders: MagicTexas.com.

 view ADRIAN VEGA Guadalajara, Spain	 view YU KOMOHARA Japan	 view SHIMPEI Japan	 view ARTEM SHCHUKIN Saratov, Russia
 view BJ MALLEN Michigan, USA	 view ERIC CHIEN Houston, TX, USA	 view GAY BLACKSTONE Los Angeles, CA / Fort Worth, TX, USA	 view SHAWN FARQUHAR Canada
 view NORBERT FERRÉ Marseille, France	 view ADRIEN QUILLIEN France	 view LAURENT PIRON Belgium	

New Magic Academy Swag

2 T-Shirt Styles available
for a limited time



- Multiple colors
- Multiple Styles

See these and other
Items in the New Magic
Academy Store

The Difference Between Good and Great



How good are you? You may watch a world class magician and think, “ I could do that.” I know the French drop. I can do a false take and a false put. In fact, I can do a double lift and top change. I can do all the same techniques and moves. You know what, you are probably right.

The techniques and moves used in magic for the most part are not that difficult. There are some knucklebusters. That is particularly true in coin and card magic. But for the most part, once you know what to do, you can do it. Nothing in magic is that hard to understand.

So what is the difference between a world class magician and you?

Well, I’ve got good news and bad news. The good news is the difference is not very much. You are pretty close to being world class.

The bad news is that difference is what makes him world class. The amount of work it takes to close that small gap is a lot.

Think about it this way. In the 2020 Olympics in Tokyo, Kirani James ran the 400 meters in 44.19 seconds. In case you do not know that is darn fast. That was less than a $\frac{3}{4}$ of a second behind the gold medal winner Steven Gardiner with a time of 43.48

Think about that difference. Less than $\frac{3}{4}$ of a second. That is not much. Yet that difference not only cost him a gold medal, it also cost him the silver.

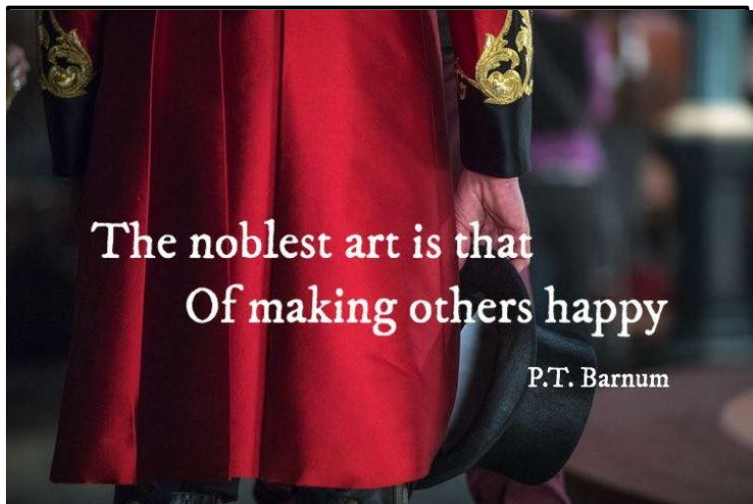
You see the difference between good and great is not very much. The reward between good and great is tremendous.

It makes the difference between gold and bronze.

So the question is not whether or not you can do what a world class

magician can do. The question is not even whether or not you can do it well. The question is are you willing to put in the work it takes to shave off that little bit of imperfection?

Are you willing to put in the work? We can all run but we are not all Olympic runners.




Join
NEW MAGIC ACADEMY

Creativity Bundle

It's time to unleash your inner magic genius and start creating your own mind-blowing effects and routines.

Learn from the most creative minds in magic
Ryan Pilling
David Johnathon
Christopher Barnes

Magic In Theory And Practice



**Click Button
For Audio**

Tom Crone



Last Month was the last article contributed by Tom Crone. Tom recently passed away due to complications from COPD.

Tom's articles were enjoyed by all the readers. He provided valuable insights on misdirection and magic theory. His insights provided value to us all. Tom, you will be missed.



Thomas William Crone, 81, of Minneapolis, MN, passed away on February 17, 2024. Born May 19, 1942 in Minneapolis. Tom leaves behind a legacy of more than 50 years in the Judo community. He founded the North Star Martial Arts Academy in 1985 and served as the instructor of the University of Minnesota Judo class for over 20 years. His impact on the martial arts world was profound. In addition to his martial arts achievements, Tom was a

professional magician since 1972. He was also a talented writer. Tom was known as a loving and caring person to all who knew him. He is survived by his wife, Shelley; daughter, Heather; granddaughter, Destiny. He was preceded in death by his parents. In lieu of flowers, donations to any charity are preferred. Tom's impact on his community and the lives he touched will always be remembered.





Hypnosis Show April 28



**Click Button
For Audio**

Before you go I want to let you in on a special experiment we are doing on April 28. This is not in place of a lecture. This is in addition to the scheduled lectures.

The New Magic Academy will be hosting a hypnosis show. This is not a lecture. This is a show. It will be a ticketed event. The cost of a single ticket is 15. Unfortunately, there is no discount for VIP members.

Since this is a hypnosis show everyone will need to have their cameras on. This will be in a meeting format rather than the webinar format for lectures.

You can register here

<https://newmagicacademy.com/product/hypnosis-show-april-28/>



A Magic Device That Works with Coins Cards and Billets



Imagine All You Could Do with The Cup

- Looks like an ordinary Cup • Chop cup with Coins
 - One ahead • Preditions • Penetrations
 - Vanishes • Appearances
- Multiple coin Vanishes at a time • Coins across
 - Examineable ...

... limited only by your imagination!

Looks Like an Ordinary Cup But a Powerful Magical Tool

Click For More Details

From The Editor

**Click Button
For Audio**



Looking Ahead

In January Imagine turned two years old. Imagine is starting its third year. When I started Imagine, I knew I was playing into all my weaknesses and none of my strengths. But the only way to improve is to strengthen your weaknesses.

I anticipated haters throwing stones and pointing out all my inadequacies. But that has not been the case. The New Magic Academy family has been very kind and supportive. I have received many compliments on Imagine. To that end, I have to say this adventure has succeeded beyond my wildest dream. Thank you! You have made the work worthwhile.

But I have not done it alone. I have had two regular contributors, Dean Hankey and Tom Crone. There have been numerous others who have shared single articles.

Their work has helped lift the load. They have allowed me to produce Imagine every month.

If you would like to be a part of this successful team I invite you to contact



me. It does not matter if all you think you have inside of you is a single article, a series, or a complete column. The community can use your insights.

Imagine intends to support you and the New Magic Academy community. I am hoping to expand and improve Imagine this year. I am asking for your help in doing so. You can do that in several ways, First the easiest thing to do is share Imagine. Expanding the readership is a great help. Second, you can contribute articles. Third you can contribute ideas to improve Imagine. As an example of how suggestions improve the magazine. The audio version was created as a result of a reader who was vision impaired.

Again I want to thank you. You are GREAT!

**Finally, A Magic
Trick That Will
Make You a
Legend**

**'Hole in
One'**



**Still not a believer?
Watch the trailer**

Click Here

Dye Tube Triple Threat

**3 Different Designs
Large Capacity**



3D PRINT WHAT YOU NEED

Click Here

Pythagoras' Cup



Effect:

The cup is filled with liquid. But if the volunteer gets greedy and pours too much All the liquid drains out

3D PRINT FILES

Click Here



Up Coming Lectures

You need to register for all the lectures at New Magic Academy. Here are the next few lectures we have scheduled. You can see the entire schedule at NewMagicAcademy.com/wooevents

March 10 Dal Sanders

Who is Dal? Well, let me tell you. He is the president of the Texas Association of Magicians, a member of the FISM Board, a FISM judge, holder of the Award of Merit from the Academy of Magical Arts, Past President of the SAM, and awarded a Ronnie for his work as Ronald McDonald. Dal has a lot to teach so come ready to learn.



March 24 Steve Hart

Steve went to college, got a degree and worked for a few years in the medical field. He eventually positioned himself to pursue my dream.

Within 8 years he was making more money than both parents and having fun.


Since then he has traveled and performed all over the USA, in Hollywood, NYC, on cruise ships and hosted his own TV show.



April

April 1 Rolando Santos

Rolando Santos is a storyteller with his background in news reporting and with his magic, as well. Rolando is a Past International President of the I.B.M. and also a Retired CEO – CNN Chile and an Emmy Award Winning journalist.



February 25 Kieth Leff

Keith will be presenting his fun and exciting lecture, “A ‘Close Up’ Look at the Art and Science of Strolling Magic.” He will be sharing his ‘real world’ experience with you during this intriguing and insightful lecture. It is full of very practical material that he has honed over 25 years in the field of close-up strolling magic, particularly in a restaurant setting.



Bring Magic To The World



Become a
New Magic Academy
VIP Member

NewMagicAcademy.com/join